


# Austin Area

## PUBLIC SCHOOL RATINGS & DISTRICT INFORMATION

Texas Education Agency Accountability Ratings  
Based on Data from the 2009-2010 School Year



- Austin ISD • Bastrop ISD • Del Valle ISD • Dripping Springs ISD • Eanes ISD • Elgin ISD • Florence ISD • Georgetown ISD • Hays CISD •  
• Hutto ISD • Lago Vista ISD • Lake Travis ISD • Leander ISD • Liberty Hill ISD • Manor ISD • Pflugerville ISD • Round Rock ISD •  
• San Marcos CISD • • Smithville ISD • Taylor ISD • Thrall ISD • Wimberley ISD •



**The state of Texas annually rates its public schools and districts on the academic performance of it's students. This brochure breaks down the schools into each rating category, including summaries of the acknowledgments for the entire district.**

**Austin ISD • 414.1700**

**www.austinisd.org**

Enrollment .....	83,033
Average Daily Attendance.....	94.1%
Drop Out Rate (Grades7-12 school year 07-08).....	2.8%
% Mastery of TAKS Tests.....	70%
% Of Students taking SAT.....	75.0%
Average SAT Score.....	1036
Student / Teacher Ratio.....	14.1 : 1
Tax Rate.....	1.202
Per Pupil Expenditure.....	7,685

**Austin ISD**

*Accountability Rating: Academically Acceptable*

Campus Rating	Number of Schools
Exemplary	32
Recognized	36
Academically Acceptable	41
Academically Unacceptable	1
Aea: Academically Acceptable	6
Aea: Academically Unacceptable	0
Not Rated: Other	6
<b>Total</b>	<b>122</b>

**Campus Rating**

Campus	Rating
AKINS HS	Recognized
ALT. LEARNING CENT	Not Rated: Other
ANDERSON HS	Recognized
AUSTIN HS	Recognized
BOWIE HS	Recognized
CROCKETT HS	Academically Acceptable
EASTSIDE MEMORIAL	Academically Unacceptable
EASTSIDE GLOBAL	Academically Acceptable
GARZA IN. HS	AEA: Academically Acceptable
INTERNATIONAL HS	AEA: Academically Acceptable
LANIER HS	Academically Acceptable
LASA HS	Exemplary
LBJ HS	Academically Acceptable
LEADERSHIP ACAD.	AEA: Academically Acceptable
MCCALLUM HS	Academically Acceptable
PHOENIX ACADEMY	AEA: Academically Acceptable
REAGAN HS	Academically Acceptable
RICHARDS forWOMEN	Exemplary
TRAVIS CO. JUVENILE	AEA: Academically Acceptable
TRAVIS COUNTY DAY	AEA: Academically Acceptable
TRAVIS HS	Academically Acceptable
BAILEY MS	Recognized
BEDICHEK M S	Academically Acceptable
BURNET MS	Academically Acceptable
COVINGTON MS	Academically Acceptable
DOBIE MS	Recognized
FULMORE MS	Academically Acceptable
GARCIA MS	Academically Acceptable
GORZYCKI MS	Recognized
KEALING MS	Academically Acceptable
LAMAR MS	Academically Acceptable

MARTIN MS	Academically Acceptable
MENDEZ MS	Academically Acceptable
MURCHISON MS	Recognized
O HENRY MS	Academically Acceptable
PARADES MS	Recognized
PEARCE MS	Academically Acceptable
SMALL MS	Recognized
WEBB MS	Academically Acceptable
ACES- ALT. CENTER	Not Rated: Other
ALLAN EL	Academically Acceptable
ALLISON EL	Academically Acceptable
ANDREWS EL	Recognized
AUSTIN ST HOSPITAL	Not Rated: Other
BARANOFF EL	Exemplary
BARRINGTON EL	Academically Acceptable
BARTON HILLS EL	Exemplary
BECKER EL	Exemplary
BLACKSHEAR EL	Academically Acceptable
BLANTON EL	Exemplary
BLAZIER EL	Academically Acceptable
BOONE EL	Recognized
BRENTWOOD EL	Recognized
BROOKE EL	Recognized
BROWN EL	Academically Acceptable
BRYKER WOODS EL	Recognized
CAMPBELL EL	Academically Acceptable
CASEY EL	Academically Acceptable
CASIS EL	Exemplary
CLAYTON EL	Exemplary
COOK EL	Recognized
COWAN EL	Exemplary
CUNNINGHAM EL	Academically Acceptable
DAVIS EL	Recognized
DAWSON EL	Exemplary
DOSS EL	Exemplary
GALINDO EL	Recognized
GOVALLE EL	Academically Acceptable
GRAHAM EL	Exemplary
GULLETT EL	Exemplary
HARRIS EL	Recognized
HART EL	Recognized
HIGHLAND PARK EL	Exemplary
HILL EL	Exemplary
HOUSTON EL	Recognized
JORDAN EL	Recognized
JOSLIN EL	Exemplary
KIKER EL	Exemplary
KOCUREK EL	Academically Acceptable
LANGFORD EL	Academically Acceptable
LEE EL	Exemplary
LINDER EL	Recognized
MAPLEWOOD EL	Academically Acceptable
MATHEWS EL	Exemplary
MCBEE EL	Recognized
MENCHACA EL	Academically Acceptable
METZ EL	Exemplary
MILLS EL	Exemplary
NORMAN EL	Recognized
OAK HILL EL	Exemplary
OAK SPRINGS EL	Exemplary
ODOM EL	Academically Acceptable
ORTEGA EL	Exemplary
OVERTON EL	Recognized
PALM EL	Recognized
PATTON EL	Exemplary
PEASE EL	Exemplary
PECAN SPRINGS EL	Academically Acceptable
PEREZ EL	Recognized
PICKLE EL	Recognized
PILLOW EL	Exemplary

PLEASANT HILL EL	Academically Acceptable
READ PRE-K	Not Rated: Other
REILLY EL	Recognized
RIDGETOP EL	Exemplary
RODRIGUEZ EL	Academically Acceptable
ROSEDALE	Not Rated: Other
SANCHEZ EL	Recognized
SIMS EL	Exemplary
ST ELMO EL	Recognized
SUMMITT EL	Exemplary
SUNSET VALLEY EL	Exemplary
TRAVIS HTS EL	Recognized
WALNUT CREEK EL	Academically Acceptable
WIDEN EL	Academically Acceptable
WILLIAMS EL	Academically Acceptable
WINN EL	Recognized
WOOLDRIDGE EL	Academically Acceptable
WOOTEN EL	Recognized
ZAVALA EL	Recognized
ZILKER EL	Exemplary



**Bastrop ISD • 321.2292**

**www.bastrop.isd.tenet.edu**

Enrollment .....	8,705
Average Daily Attendance.....	94.4%
Drop Out Rate (Grades7-12 school year 07-08).....	1.0%
% Mastery of TAKS Tests.....	68%
% Of Students taking SAT.....	57.1%
Average SAT Score.....	939
Student / Teacher Ratio.....	14.6 : 1
Tax Rate.....	1.481
Per Pupil Expenditure.....	6,832

**Bastrop ISD**

*Accountability Rating: Academically Acceptable*

Campus Rating	Number of Schools
Exemplary	0
Recognized	7
Academically Acceptable	4
Academically Unacceptable	0
Aea: Academically Acceptable	1
Aea: Academically Unacceptable	0
Not Rated: Other	1
<b>Total</b>	<b>13</b>

**Campus Rating**

Campus	Rating
BASTROP HS	Academically Acceptable
GENESIS HS	AEA: Academically Acceptable
GATEWAY SCH	Not Rated: Other
BASTROP MS	Academically Acceptable
CEDAR CREEK MS	Recognized
BASTROP INTER	Academically Acceptable
CEDAR CREEK INTER	Recognized
BLUEBONNET EL	Recognized
CEDAR CREEK EL	Academically Acceptable
EMILE EL	Recognized
LOST PINES EL	Recognized
MINA EL	Recognized
RED ROCK EL	Recognized

**Del Valle ISD • 386.3000**

**www.del-valle.k12.tx.us**


Enrollment .....	9,498
Average Daily Attendance.....	96.2%
Drop Out Rate (Grades7-12 school year 07-08).....	0.9%
% Mastery of TAKS Tests.....	66%
% Of Students taking SAT.....	51.9%
Average SAT Score.....	872
Student / Teacher Ratio.....	13.9 : 1
Tax Rate.....	1.480
Per Pupil Expenditure.....	7,033

**Del Valle ISD**

*Accountability Rating: Recognized*

Campus Rating	Number of Schools
Exemplary	1
Recognized	7
Academically Acceptable	2
Academically Unacceptable	0
Aea: Academically Acceptable	1
Aea: Academically Unacceptable	0
Not Rated: Other	1
<b>Total</b>	<b>12</b>

Campus	Rating
DEL VALLE HS	Recognized
DEL VALLE OP CTR	AEA: Academically Acceptable
TRAVIS CO J J A E P	Not Rated: Other
DEL VALLE JH	Recognized
JOHN P OJEDA JH	Academically Acceptable
BATY EL	Academically Acceptable
CREEDMOOR EL	Recognized
DEL VALLE EL	Recognized
HILLCREST EL	Recognized
HORNSBY-DUNLAP EL	Recognized
POPHAM EL	Recognized
SMITH EL	Exemplary



**Dripping Springs ISD**

*Accountability Rating: Recognized*

Campus Rating	Number of Schools
Exemplary	3
Recognized	2
Academically Acceptable	0
Academically Unacceptable	0
AEA: Academically Acceptable	0
AEA: Academically Unacceptable	0
Not Rated- Other	0
<b>Total</b>	<b>5</b>

Campus	Rating
DRIPPING S. HS	Exemplary
DRIPPING S. MS	Recognized
DRIPPING S. EL	Recognized
ROOSTER SPRINGS EL	Exemplary
WALNUT SPRINGS EL	Exemplary

**Eanes ISD • 329.3600**

**www.eanes.k12.tx.us**

Enrollment .....	7,330
Average Daily Attendance.....	96.5%
Drop Out Rate (Grades7-12 school year 07-08).....	0.2%
% Mastery of TAKS Tests.....	96%
% Of Students taking SAT.....	N/A
Average SAT Score.....	1196
Student / Teacher Ratio.....	13.2 : 1
Tax Rate.....	1.203
Per Pupil Expenditure.....	7,987

**Eanes ISD**

*Accountability Rating: Exemplary*

Campus Rating	Number of Schools
Exemplary	9
Recognized	0
Academically Acceptable	0
Academically Unacceptable	0
AEA: Academically Acceptable	0
AEA: Academically Unacceptable	0
Not Rated- Other	0
<b>Total</b>	<b>9</b>

Campus	Rating
WESTLAKE HS	Exemplary
HILL COUNTRY MS	Exemplary
WEST RIDGE MS	Exemplary
BARTON CREEK EL	Exemplary
BRIDGE POINT EL	Exemplary
CEDAR CREEK EL	Exemplary
EANES EL	Exemplary
FOREST TRAIL EL	Exemplary
VALLEY VIEW EL	Exemplary

**Elgin ISD**

*Accountability Rating: Academically Acceptable*

Campus Rating	Number of Schools
Exemplary	0
Recognized	2
Academically Acceptable	4
Academically Unacceptable	0
AEA: Academically Acceptable	1
AEA: Academically Unacceptable	0
Not Rated- Other	0
<b>Total</b>	<b>7</b>

Campus	Rating
ELGIN HS	Academically Acceptable
PHOENIX HS	AEA: Academically Acceptable
ELGIN MS	Academically Acceptable
ELGIN EL. North	Academically Acceptable
ELGIN EL. South	Academically Acceptable
NEIDIG EL	Recognized
WASHINGTON EL	Recognized



**Florence ISD • 254.793.2850**

**www.florence.k12.tx.us**

Enrollment .....	1,061
Average Daily Attendance.....	95.6%
Drop Out Rate (Grades7-12 school year 07-08).....	0.6%
% Mastery of TAKS Tests.....	79%
% Of Students taking SAT.....	75.9%
Average SAT Score.....	971
Student / Teacher Ratio.....	13.1 : 1
Tax Rate.....	1.230
Per Pupil Expenditure.....	8,076

**Florence ISD**

*Accountability Rating: Recognized*

Campus Rating	Number of Schools
Exemplary	1
Recognized	1
Academically Acceptable	1
Academically Unacceptable	0
AEA: Academically Acceptable	0
AEA: Academically Unacceptable	0
Not Rated- Other	0
<b>Total</b>	<b>3</b>

Campus	Rating
FLORENCE HS	Academically Acceptable
FLORENCE MS	Recognized
FLORENCE EL	Exemplary

**Dripping Springs ISD • 858.4905**

**www.dripping-springs.k12.tx.us**

Enrollment .....	4,128
Average Daily Attendance.....	96.3%
Drop Out Rate (Grades7-12 school year 07-08).....	0.3%
% Mastery of TAKS Tests.....	89%
% Of Students taking SAT.....	88.5%
Average SAT Score.....	1089
Student / Teacher Ratio.....	16.2 : 1
Tax Rate.....	1.490
Per Pupil Expenditure.....	6,898

**Elgin ISD • 281.3434**

**www.elginisd.k12.tx.us**

Enrollment .....	3,863
Average Daily Attendance.....	95.0%
Drop Out Rate (Grades7-12 school year 07-08).....	1.4%
% Mastery of TAKS Tests.....	60%
% Of Students taking SAT.....	47.3%
Average SAT Score.....	939
Student / Teacher Ratio.....	15.7 : 1
Tax Rate.....	1.480
Per Pupil Expenditure.....	6,416

**Georgetown ISD • 943.5000**

[www.georgetown.txed.net](http://www.georgetown.txed.net)

Enrollment .....	10,168
Average Daily Attendance.....	95.8%
Drop Out Rate (Grades7-12 school year 07-08).....	1.6%
% Mastery of TAKS Tests.....	84%
% Of Students taking SAT.....	72.2%
Average SAT Score.....	1058
Student / Teacher Ratio.....	12.8 : 1
Tax Rate.....	1.290
Per Pupil Expenditure.....	7,675

**Georgetown ISD**

Accountability Rating: Academically Acceptable

Campus Rating	Number of Schools
Exemplary	7
Recognized	7
Academically Acceptable	1
Academically Unacceptable	0
AEA: Academically Acceptable	1
AEA: Academically Unacceptable	0
Not Rated- Other	3
<b>Total</b>	<b>19</b>

Campus	Rating
GEORGETOWN HS	Academically Acceptable
CHIP RICHARTE HS	AEA: Academically Acceptable
GEORGETOWN ALTER	Not Rated: Other
WIL CO J J A E P	Not Rated: Other
GEORGETOWN 9TH	Recognized
DOUGLAS BENOLD MS	Recognized
FORBES MS	Recognized
JAMES TIPPIT MS	Recognized
ANNIE PURL EL	Exemplary
CARVER EL	Exemplary
DELL PICKETT EL	Exemplary
FROST EL	Recognized
JO ANN FORD EL	Exemplary
MITCHELL EL	Recognized
PAT COOPER EL	Exemplary
RAYE MCCOY EL	Recognized
THE VILLAGE EL	Exemplary
WILLIAMS ELEM	Exemplary



**Hays ISD • 268.2141**

[www.haysisd.com](http://www.haysisd.com)

Enrollment .....	13,821
Average Daily Attendance.....	95.9%
Drop Out Rate (Grades7-12 school year 07-08).....	2.2%
% Mastery of TAKS Tests.....	69%
% Of Students taking SAT.....	62.7%
Average SAT Score.....	953
Student / Teacher Ratio.....	14.7 : 1
Tax Rate.....	1.461
Per Pupil Expenditure.....	7,323

**Hays Cons. ISD**

Accountability Rating: Academically Acceptable

Campus Rating	Number of Schools
Exemplary	4
Recognized	10
Academically Acceptable	4
Academically Unacceptable	0
AEA: Academically Acceptable	1
AEA: Academically Unacceptable	0
Not Rated- Other	3
<b>Total</b>	<b>22</b>

Campus	Rating
JACK C HAYS HS	Academically Acceptable
LEHMAN HS	Academically Acceptable
ALTER IMPACT CTR	Not Rated: Other
HAYS CO ALT E	Not Rated: Other
ACADEMY AT HAYS	AEA: Academically Acceptable
ARMANDO CHAPA MS	Recognized
DAHLSTROM MS	Recognized
R C BARTON MS	Recognized
RED SIMON MS	Academically Acceptable
WALLACE MS	Recognized
BLANCO VISTA EL	Recognized
BUDA EL	Exemplary
CAMINO REAL EL	Recognized
ELM GROVE EL	Exemplary
GREEN EL	Recognized
HEMPHILL EL	Academically Acceptable
KYLE EL	Recognized
NEGLEY EL	Exemplary
ROSALIO TOBIAS EL	Recognized
SCIENCE HALL EL	Recognized
SUSIE FUENTES EL	Exemplary

**Hutto ISD • 759.3771**

[www.hutto.txed.net](http://www.hutto.txed.net)

Enrollment .....	4,821
Average Daily Attendance.....	95.6%
Drop Out Rate (Grades7-12 school year 07-08).....	0.5%
% Mastery of TAKS Tests.....	70%
% Of Students taking SAT.....	65.9%
Average SAT Score.....	972
Student / Teacher Ratio.....	14.2 : 1
Tax Rate.....	1.435
Per Pupil Expenditure.....	6,911

**Hutto ISD**

Accountability Rating: Recognized

Campus Rating	Number of Schools
Exemplary	0
Recognized	4
Academically Acceptable	4
Academically Unacceptable	0
AEA: Academically Acceptable	0
AEA: Academically Unacceptable	0
Not Rated- Other	2
<b>Total</b>	<b>10</b>

Campus	Rating
HUTTO H S	Recognized
WIL CO ACADEMY	Not Rated: Other
FARLEY MS	Academically Acceptable
HUTTO MS	Academically Acceptable
COTTONWOOD CREEK	Academically Acceptable
HUTTO EL	Recognized
NADINE JOHNSON EL	Recognized
RAY EL	Recognized
VETERANS HILL EL	Academically Acceptable

**Lago Vista ISD • 267.8300**

[www.lagovistaisd.net](http://www.lagovistaisd.net)

Enrollment .....	1,237
Average Daily Attendance.....	95.7%
Drop Out Rate (Grades7-12 school year 07-08).....	0.2%
% Mastery of TAKS Tests.....	88%
% Of Students taking SAT.....	69.7%
Average SAT Score.....	1006
Student / Teacher Ratio.....	12.8 : 1
Tax Rate.....	1.180
Per Pupil Expenditure.....	8,723

**Lago Vista ISD**

Accountability Rating: Exemplary

Campus Rating	Number of Schools
Exemplary	2
Recognized	1
Academically Acceptable	0
Academically Unacceptable	0
AEA: Academically Acceptable	0
AEA: Academically Unacceptable	0
Not Rated- Other	0
<b>Total</b>	<b>3</b>

Campus	Rating
LAGO VISTA HS	Recognized
LAGO VISTA MI	Exemplary
LAGO VISTA EL	Exemplary

**Lake Travis ISD • 533.6000**

[www.laketravis.txed.net](http://www.laketravis.txed.net)

Enrollment .....	6,129
Average Daily Attendance.....	96.0%
Drop Out Rate (Grades7-12 school year 07-08).....	0.5%
% Mastery of TAKS Tests.....	93%
% Of Students taking SAT.....	97.3%
Average SAT Score.....	1098
Student / Teacher Ratio.....	14.7 : 1
Tax Rate.....	1.316
Per Pupil Expenditure.....	7,134

**Lake Travis ISD**

Accountability Rating: Exemplary

Campus Rating	Number of Schools
Exemplary	6
Recognized	2
Academically Acceptable	0
Academically Unacceptable	0
AEA: Academically Acceptable	0
AEA: Academically Unacceptable	0
Not Rated- Other	1
<b>Total</b>	<b>9</b>

Campus	Rating
LAKE TRAVIS HS	Exemplary
HUDSON BEND MS	Recognized
LAKE TRAVIS MS	Exemplary
BEE CAVE EL	Exemplary
LAKE POINTE EL	Exemplary
LAKE TRAVIS EL	Recognized
LAKEWAY EL	Exemplary
SERENE HILLS EL	Exemplary

**Leander ISD • 434.5000**

[www.leanderisd.org](http://www.leanderisd.org)

Enrollment .....	28,364
Average Daily Attendance.....	95.7%
Drop Out Rate (Grades7-12 school year 07-08).....	1.8%
% Mastery of TAKS Tests.....	86%
% Of Students taking SAT.....	73.6%
Average SAT Score.....	1054
Student / Teacher Ratio.....	14.1 : 1
Tax Rate.....	1.379
Per Pupil Expenditure.....	7,350

**Leander ISD**

Accountability Rating: *Recognized*

Campus Rating	Number of Schools
Exemplary	21
Recognized	11
Academically Acceptable	2
Academically Unacceptable	0
AEA: Academically Acceptable	1
AEA: Academically Unacceptable	0
Not Rated- Other	2
<b>Total</b>	<b>37</b>

Campus	Rating
CEDAR PARK HS	Recognized
LEANDER HS	Recognized
NEW HOPE HS	AEA: Academically Acceptable
ROUSE HS	Recognized
VANDEGRIFT HS	Exemplary
VISTA RIDGE HS	Recognized
ARTIE L HENRY MS	Exemplary
CANYON RIDGE MS	Exemplary
CEDAR PARK MS	Exemplary
KNOX WILEY MS	Recognized
LEANDER MS	Exemplary
RUNNING BRUSHY MS	Recognized
ADA MAE FAUBION EL	Exemplary
BAGDAD EL	Academically Acceptable
BLOCK HOUSE CREEK	Exemplary
C C MASON EL	Recognized
CHARLOTTE COX EL	Exemplary
CYPRESS EL	Exemplary
DEER CREEK EL	Exemplary
GRANDVIEW HILLS EL	Exemplary
JIM PLAIN EL	Exemplary
LAURA BUSH EL	Exemplary
LOIS F GIDDENS EL	Exemplary
PARKSIDE EL	Exemplary
PATRICIA KNOWLES EL	Recognized
PAULINE NAUMANN EL	Recognized
PLEASANT HILL EL	Recognized
RIVER PLACE EL	Exemplary
RIVER RIDGE EL	Exemplary
RONALD REAGAN EL	Recognized
RUTLEDGE EL	Exemplary
STEINER RANCH EL	Exemplary
WESTSIDE EL	Exemplary
WHITESTONE EL	Academically Acceptable
WINKLEY EL	Exemplary



**Liberty Hill ISD • 260.5580**

[www.libertyhill.txed.net](http://www.libertyhill.txed.net)

Enrollment .....	2,475
Average Daily Attendance.....	96.1%
Drop Out Rate (Grades7-12 school year 07-08).....	2.0%
% Mastery of TAKS Tests.....	85%
% Of Students taking SAT.....	77.9%
Average SAT Score.....	1023
Student / Teacher Ratio.....	13.5: 1
Tax Rate.....	1.250
Per Pupil Expenditure.....	7,556

**Liberty Hill ISD**

Accountability Rating: *Recognized*

Campus Rating	Number of Schools
Exemplary	1
Recognized	4
Academically Acceptable	0
Academically Unacceptable	0
AEA: Academically Acceptable	0
AEA: Academically Unacceptable	0
Not Rated- Other	2
<b>Total</b>	<b>7</b>

Campus	Rating
LIBERTY HILL HS	Recognized
LIBERTY HILL MS	Exemplary
LIBERTY HILL INT	Recognized
BILL BURDEN EL	Recognized
LIBERTY HILL EL	Recognized

**Manor ISD • 278.4000**

[www.manorisd.net](http://www.manorisd.net)

Enrollment .....	6,216
Average Daily Attendance.....	95.2%
Drop Out Rate (Grades7-12 school year 06-07).....	4.9%
% Mastery of TAKS Tests.....	56%
% Of Students taking SAT.....	73.0%
Average SAT Score.....	861
Student / Teacher Ratio.....	13.4: 1
Tax Rate.....	1.535
Per Pupil Expenditure.....	8,165

**Manor ISD**

Accountability Rating: *Academically Acceptable*

Campus Rating	Number of Schools
Exemplary	0
Recognized	5
Academically Acceptable	5
Academically Unacceptable	1
AEA: Academically Acceptable	1
AEA: Academically Unacceptable	0
Not Rated- Other	1
<b>Total</b>	<b>13</b>

Campus	Rating
MANOR HS	Academically Acceptable
EXCEL HS	AEA: Academically Acceptable
MANOR NEW TECH	Academically Acceptable
DECKER MS	Academically Acceptable
MANOR MS	Academically Acceptable
BLAKE MANOR EL	Recognized
BLUEBONNET TRAIL EL	Recognized
DECKER ELEM	Recognized

**Manor ISD cont.**

MANOR EL	Recognized
OAK MEADOWS EL	Academically Unacceptable
PIONEER CROSS. EL	Academically Acceptable
PRES MEADOWS EL	Recognized



**Pflugerville ISD • 251.4159**

[www.pflugervilleisd.net](http://www.pflugervilleisd.net)

Enrollment .....	21,574
Average Daily Attendance.....	95.5%
Drop Out Rate (Grades7-12 school year 07-08).....	1.5%
% Mastery of TAKS Tests.....	74%
% Of Students taking SAT.....	74.3%
Average SAT Score.....	1011
Student / Teacher Ratio.....	14.8: 1
Tax Rate.....	1.460
Per Pupil Expenditure.....	6,772

**Pflugerville ISD**

Accountability Rating: *Academically Acceptable*

Campus Rating	Number of Schools
Exemplary	5
Recognized	15
Academically Acceptable	5
Academically Unacceptable	0
AEA: Academically Acceptable	0
AEA: Academically Unacceptable	0
Not Rated- Other	1
<b>Total</b>	<b>26</b>

Campus	Rating
CONNALLY HS	Academically Acceptable
HENDRICKSON HS	Recognized
PFLUGERVILLE HS	Recognized
DESSAU MS	Recognized
KELLY LANE MS	Exemplary
PARK CREST MS	Recognized
PFLUGERVILLE MS	Recognized
WESTVIEW MS	Academically Acceptable
BROOKHOLLOW EL	Recognized
CALDWELL ELEM	Recognized
COPPERFIELD EL	Recognized
DELCO PRIMARY	Academically Acceptable
DESSAU EL	Recognized
HIGHLAND PARK EL	Recognized
MURCHISON ELEM	Exemplary
NORTHWEST EL	Recognized
PARMER LANE EL	Recognized
PFLUGERVILLE EL	Exemplary
RIVER OAKS EL	Recognized
ROWE LANE EL	Exemplary
SPRINGHILL EL	Recognized
TIMMERMAN EL	Exemplary
WIELAND EL	Academically Acceptable
WINDERMERE EL	Recognized
WINDERMERE PRI	Recognized

**Round Rock ISD • 464.5000**

[www.roundrockisd.org](http://www.roundrockisd.org)

Enrollment .....	41,461
Average Daily Attendance.....	96.1%
Drop Out Rate (Grades7-12 school year 07-08).....	1.1%
% Mastery of TAKS Tests.....	86%
% Of Students taking SAT.....	77.2%
Average SAT Score.....	1095
Student / Teacher Ratio.....	14.4 : 1
Tax Rate.....	1.332
Per Pupil Expenditure.....	6,847

**Round Rock ISD**

Accountability Rating: *Recognized*

Campus Rating	Number of Schools
Exemplary	25
Recognized	16
Academically Acceptable	3
Academically Unacceptable	0
AEA: Academically Acceptable	1
AEA: Academically Unacceptable	0
Not Rated- Other	4
<b>Total</b>	<b>49</b>

Campus	Rating
MCNEIL HS	Recognized
ROUND ROCK HS	Recognized
STONY POINT HS	Recognized
STONY POINT NINTH	Recognized
SUCCESS PROGRAM	AEA: Academically Acceptable
WESTWOOD HS	Exemplary
C D FULKES MS	Academically Acceptable
CANYON VISTA MS	Exemplary
CEDAR VALLEY MS	Exemplary
CHISHOLM TRAIL MS	Recognized
DEERPARK MS	Recognized
HOPEWELL MS	Recognized
JAMES WALSH MS	Exemplary
NOEL GRISHAM MS	Recognized
RIDGEVIEW MS	Recognized
ANDERSON MILL EL	Recognized
BLACKLAND PRAIRIE	Exemplary
BLUEBONNET EL	Academically Acceptable
BRUSHY CREEK EL	Exemplary
CACTUS RANCH EL	Exemplary
CALDWELL HEIGHTS	Recognized
CANYON CREEK EL	Exemplary
CLAUDE BERKMAN EL	Recognized
DEEP WOOD EL	Exemplary
DOUBLE TRAIL EL	Recognized
ELEMENTARY DAEP	Not Rated: Other
FERN BLUFF EL	Exemplary
FOREST CREEK EL	Exemplary
FOREST NORTH EL	Exemplary
GATTIS EL	Exemplary
GREAT OAKS EL	Exemplary
JOLLYVILLE EL	Exemplary
KATHY CARAWAY EL	Exemplary
LAUREL MOUNTAIN EL	Exemplary
LIVE OAK EL	Exemplary
NEYSA CALLISON EL	Recognized
OLD TOWN EL	Exemplary
PATSY SOMMER EL	Exemplary
POND SPRINGS EL	Exemplary
PURPLE SAGE EL	Academically Acceptable
SPICEWOOD EL	Exemplary

TERAVISTA EL	Exemplary
UNION HILL EL	Exemplary
VIC ROBERTSON EL	Exemplary
WELLS BRANCH EL	Recognized
XENIA VOIGT EL	Recognized



**San Marcos ISD • 393.6700**

[www.san-marcos.isd.tenet.edu](http://www.san-marcos.isd.tenet.edu)

Enrollment .....	7,379
Average Daily Attendance.....	94.9%
Drop Out Rate (Grades7-12 school year 07-08).....	3.5%
% Mastery of TAKS Tests.....	69%
% Of Students taking SAT.....	86.8%
Average SAT Score.....	956
Student / Teacher Ratio.....	14.0: 1
Tax Rate.....	1.370
Per Pupil Expenditure.....	7,328

**San Marcos Cons. ISD**

Accountability Rating: *Recognized*

Campus Rating	Number of Schools
Exemplary	2
Recognized	4
Academically Acceptable	3
Academically Unacceptable	0
AEA: Academically Acceptable	0
AEA: Academically Unacceptable	0
Not Rated- Other	1
<b>Total</b>	<b>10</b>

Campus	Rating
SAN MARCOS HS	Academically Acceptable
HAYS CO. ALTER	Not Rated: Other
GOODNIGHT JH	Recognized
MILLER JH	Academically Acceptable
BOWIE EL	Exemplary
CROCKETT EL	Exemplary
DEZAVALA EL	Recognized
HERNANDEZ EL	Recognized
MENDEZ EL	Academically Acceptable
TRAVIS EL	Recognized



**Smithville ISD • 237.2481**

[www.smithville.isd.tenet.edu](http://www.smithville.isd.tenet.edu)

Enrollment .....	1,695
Average Daily Attendance.....	95.0%
Drop Out Rate (Grades7-12 school year 07-08).....	1.5%
% Mastery of TAKS Tests.....	71%
% Of Students taking SAT.....	70.8%
Average SAT Score.....	973
Student / Teacher Ratio.....	12.6: 1
Tax Rate.....	1.254
Per Pupil Expenditure.....	7,902

**Smithville ISD**

Accountability Rating: *Recognized*

Campus Rating	Number of Schools
Exemplary	0
Recognized	4
Academically Acceptable	0
Academically Unacceptable	0
AEA: Academically Acceptable	0
AEA: Academically Unacceptable	0
Not Rated- Other	0
<b>Total</b>	<b>4</b>

Campus	Rating
SMITHVILLE HS	Recognized
SMITHVILLE JH	Recognized
SMITHVILLE EL	Recognized
BROWN PRIMARY	Recognized

**Taylor ISD • 352.6361**

[www.taylor.isd.tenet.edu](http://www.taylor.isd.tenet.edu)

Enrollment .....	3,112
Average Daily Attendance.....	95.7%
Drop Out Rate (Grades7-12 school year 07-08).....	2.6%
% Mastery of TAKS Tests.....	67%
% Of Students taking SAT.....	53.9%
Average SAT Score.....	976
Student / Teacher Ratio.....	14.9: 1
Tax Rate.....	1.200
Per Pupil Expenditure.....	6,871

**Taylor ISD**

Accountability Rating: *Academically Acceptable*

Campus Rating	Number of Schools
Exemplary	0
Recognized	1
Academically Acceptable	3
Academically Unacceptable	0
AEA: Academically Acceptable	0
AEA: Academically Unacceptable	0
Not Rated- Other	1
<b>Total</b>	<b>5</b>

Campus	Rating
TAYLOR HS	Academically Acceptable
WIL CO JJAEP	Not Rated: Other
TAYLOR MS	Recognized
NAOMI PASEMANN EL	Academically Acceptable
T H JOHNSON EL	Academically Acceptable

[www.esc13.net/thrall](http://www.esc13.net/thrall)

Enrollment .....	617
Average Daily Attendance.....	96.9%
Drop Out Rate (Grades7-12 school year 07-08).....	0.7%
% Mastery of TAKS Tests.....	80%
% Of Students taking SAT.....	86.5%
Average SAT Score.....	985
Student / Teacher Ratio.....	14.6 : 1
Tax Rate.....	1.194
Per Pupil Expenditure.....	6,624

**Thrall ISD**

Accountability Rating: *Recognized*

Campus Rating	Number of Schools
Exemplary	2
Recognized	1
Academically Acceptable	0
Academically Unacceptable	0
AEA: Academically Acceptable	0
AEA: Academically Unacceptable	0
Not Rated- Other	0
<b>Total</b>	<b>3</b>

Campus	Rating
THRALL HS	Exemplary
THRALL MS	Recognized
THRALL EL	Exemplary

# School Resource Websites

- Region 13.....[www.esc13.net](http://www.esc13.net)
- Texas Education Agency.....[www.tea.state.tx.us](http://www.tea.state.tx.us)
- District Locator.....[www.tea.state.tx.us/SDL](http://www.tea.state.tx.us/SDL)
- Compair Schools.....[www.greatschools.net/modperl/go/TX](http://www.greatschools.net/modperl/go/TX)

**Private School Ratings**

<http://nces.ed.gov/surveys/pss/privateschoolsearch/>

## Blue Ribbon Schools

The No Child Left Behind-Blue Ribbon Schools Program recognizes outstanding public and private schools that help students excel academically and that make significant progress in closing the achievement gap. For the past 26 years, this prestigious program has honored more than 5,800 of America's most successful elementary, middle and high schools, including almost 500 Texas schools. The schools are currently selected based on one of two criteria:

- At least 40 percent of a school's student body must come from disadvantaged backgrounds and students must show dramatic improvement in performance on the Texas Assessment of Knowledge and Skills (TAKS) over the past three years in reading or English language arts and mathematics; or
- The schools' students must be ranked in the top 10 percent on tests in reading or English language arts and mathematics.

### Past Blue Ribbon Schools in the Central Texas Area

Annie Webb Blanton Elementary School	Austin	00-01
Barton Creek Elementary School	Austin	00-01
Baty Elementary School	Austin	00-01
Canyon Vista Middle School	Austin	90-91, 99-00
C. D. Fulkes Middle School	Round Rock	01-02
Chisholm Trail Middle School	Round Rock	92-93
Daniel F. Ortega Elementary School	Austin	93-94
Dripping Springs Middle School	Dripping Springs	01-02
Eanes Elementary School	Austin	96-97
Fern Bluff Elementary School	Round Rock	00-01
Forest Trail Elementary School	Austin	89-90
Georgetown High School	Georgetown	94-96
Highland Park Elementary School	Austin	91-92
Hill Country Middle School	Austin	90-91
Hill Elementary School	Austin	93-94
James Bowie High School	Austin	92-93
Jollyville Elementary School	Austin	98-99
L.L. Campbell Elementary School	Austin	96-97
Lamar Middle School	Austin	01-02
Laurel Mountain Elementary School	Austin	91-92
Leona Doss Elementary School	Austin	98-99
Live Oak Elementary School	Austin	91-92
Lorenzo de Zavala Elementary School	Austin	96-97
Martin Junior High School	Austin	99-00
McNeil High School	Austin	99-00
Noel Grisham Middle School	Austin	94-96
North Oaks Elementary School	Austin	93-94
Pond Springs Elementary School	Austin	96-97
Robert E. Lee Elementary School	Austin	91-92
Sidney Lanier High School	Austin	97-98
Smith Elementary School	Austin	96-97
Stephen F. Austin High School	Austin	82-83
T.H. Johnson Elementary School	Taylor	85-86
Valley View Elementary School	Austin	96-97
Walnut Creek Elementary School	Austin	96-97
West Ridge Middle School	Austin	92-93
Westlake High School	Austin	88-89
Westwood High School	Austin	94-96
Will Davis Elementary School	Austin	98-99
Zilker Elementary School	Austin	98-99

[www.wimberley.txed.net](http://www.wimberley.txed.net)

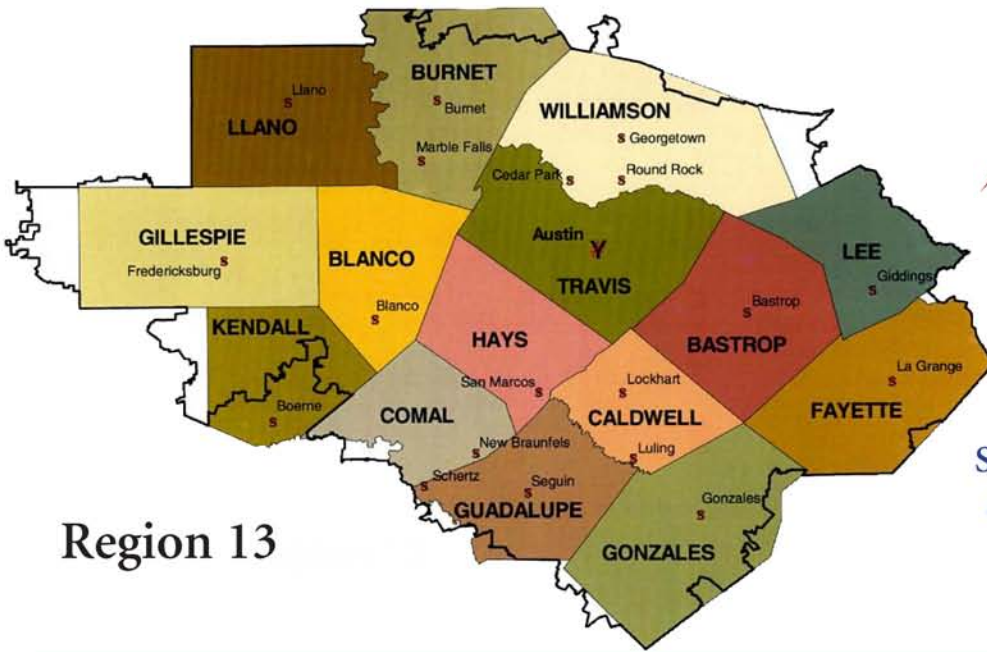
Enrollment .....	1,977
Average Daily Attendance.....	95.7%
Drop Out Rate (Grades7-12 school year 07-08).....	0.4%
% Mastery of TAKS Tests.....	88%
% Of Students taking SAT.....	87.9%
Average SAT Score.....	1081
Student / Teacher Ratio.....	13.6 : 1
Tax Rate.....	1.233
Per Pupil Expenditure.....	8,035

**Wimberley ISD**

Accountability Rating: *Recognized*

Campus Rating	Number of Schools
Exemplary	0
Recognized	4
Academically Acceptable	0
Academically Unacceptable	0
AEA: Academically Acceptable	0
AEA: Academically Unacceptable	0
Not Rated- Other	0
<b>Total</b>	<b>4</b>

Campus	Rating
WIMBERLEY HS	Recognized
DANFORTH JH	Recognized
JACOB'S WELL EL	Recognized
SCUDDER PRIMARY	Recognized

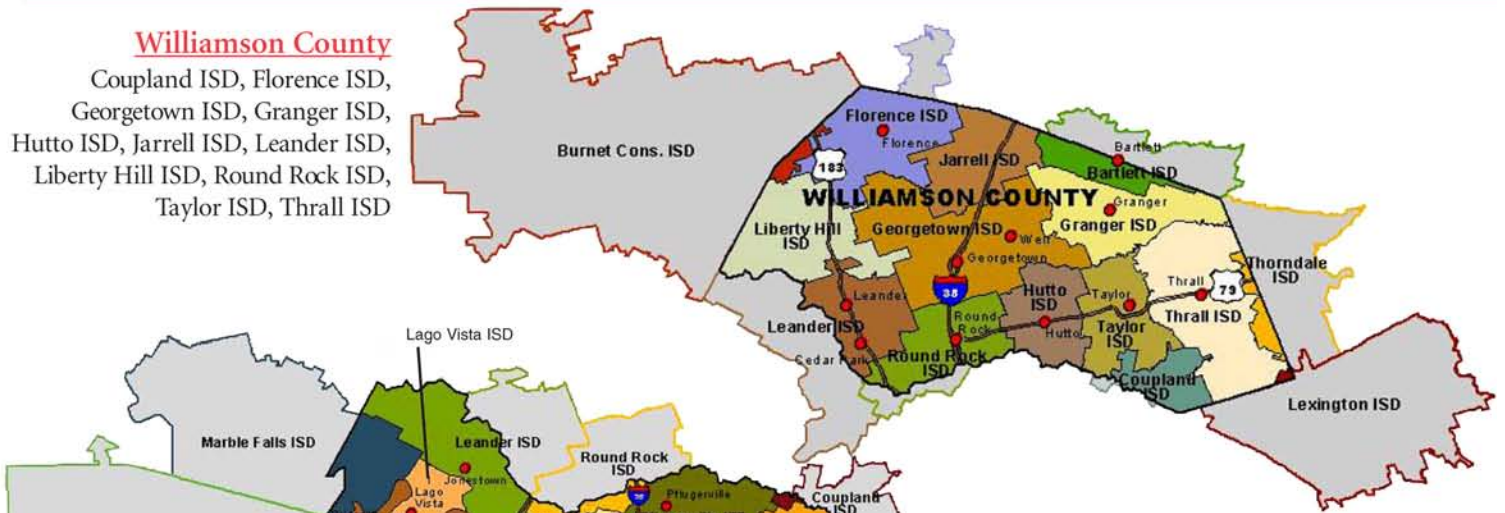


## Region 13

School District maps are located at the Texas Education Agency website at: <http://www.tea.state.tx.us/>

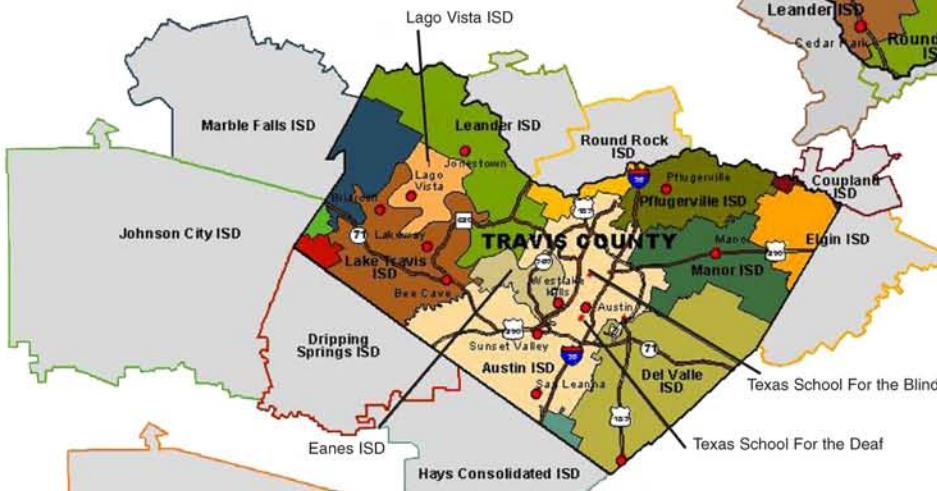
### Williamson County

Coupland ISD, Florence ISD, Georgetown ISD, Granger ISD, Hutto ISD, Jarrell ISD, Leander ISD, Liberty Hill ISD, Round Rock ISD, Taylor ISD, Thrall ISD



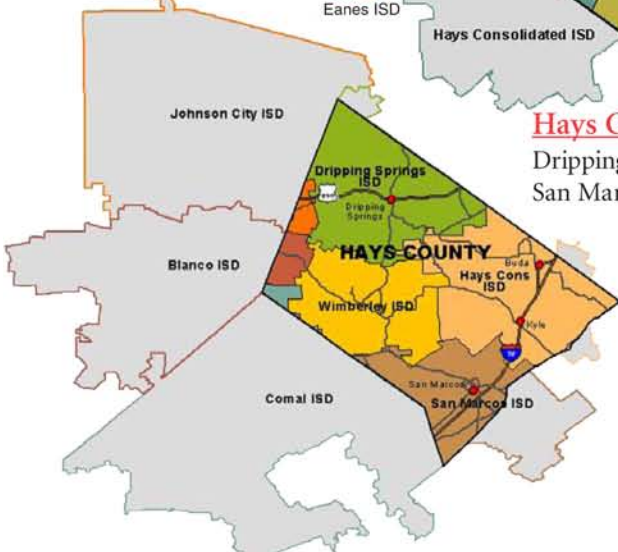
### Travis County

Austin ISD, Del Valle ISD, Eanes ISD, Lago Vista ISD, Lake Travis ISD, Manor ISD, Pflugerville ISD



### Hays County

Dripping Springs ISD, Hays Cons. ISD, San Marcos ISD, Wimberley ISD



### Bastrop County

Bastrop ISD, Elgin ISD, McDade ISD, Smithville ISD

